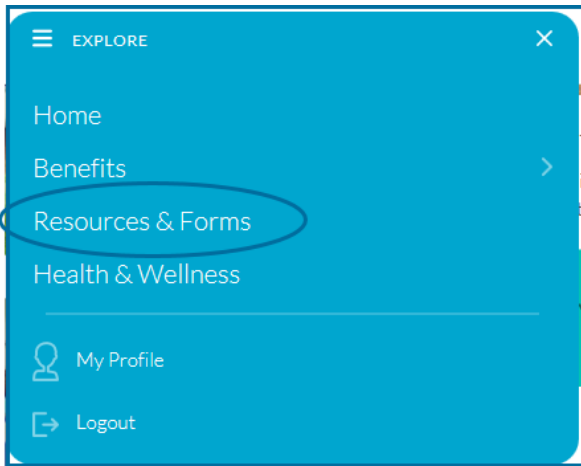
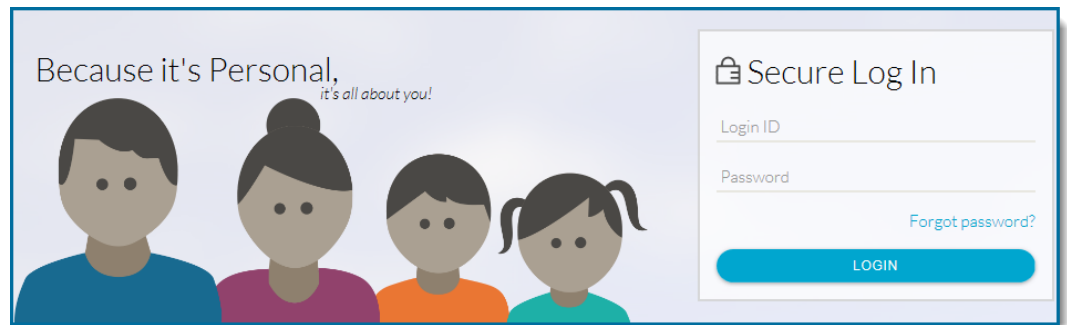


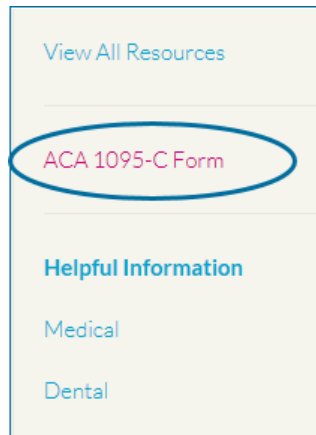
How to Obtain 1095-C Forms Online

1. Log into MarketLink

2. Use one of the various ways to locate Resources & Forms (Displayed is accessing through the Explore menu)



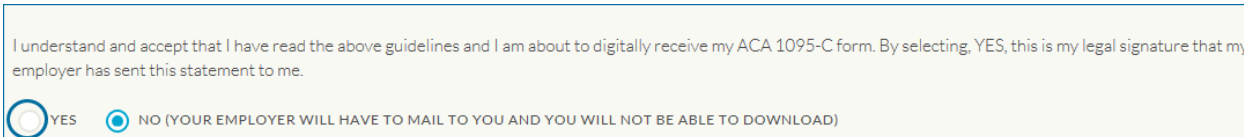
3. Click on the Link that reads **ACA 1095-C Form** on the Right



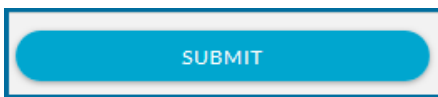
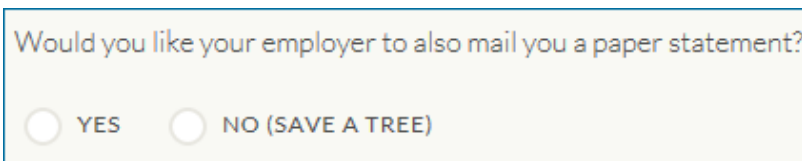
4 & 5. Use the drop down to select the desired Plan Year and Click on **1095-C Form**



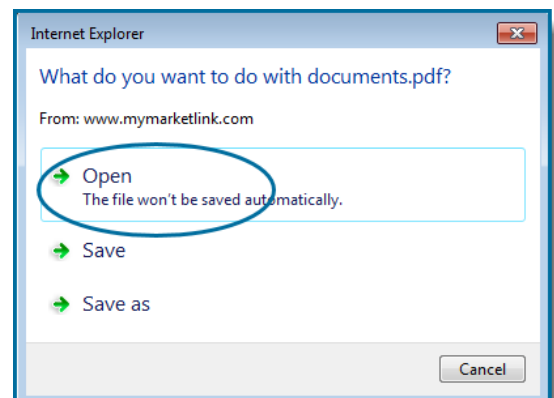
6. Review the Consent Form. If you agree, click on the **Yes** radio button



7 & 8. Choose whether or not you'd like your employer to mail a copy to you. Then, Click on **Submit**



9. A pop-up will appear. Choose to **Open** to populate the 1095-C



10. Your 1095-C will then appear on the screen